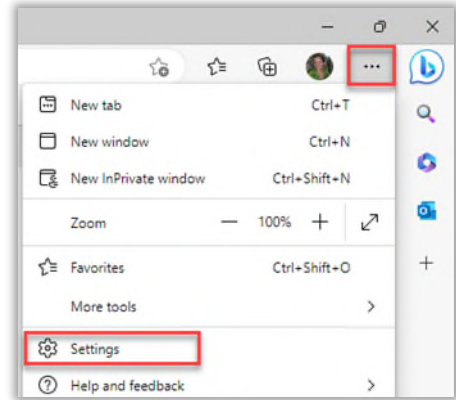


If your internet browser seems slower than usual, you may want to clear your browser history and cookies. The instructions below are for Edge.

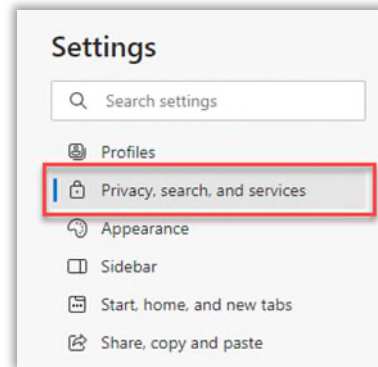
1 Click the ellipsis and select Settings

The ellipsis will be in the top right corner. Then scroll to select Settings



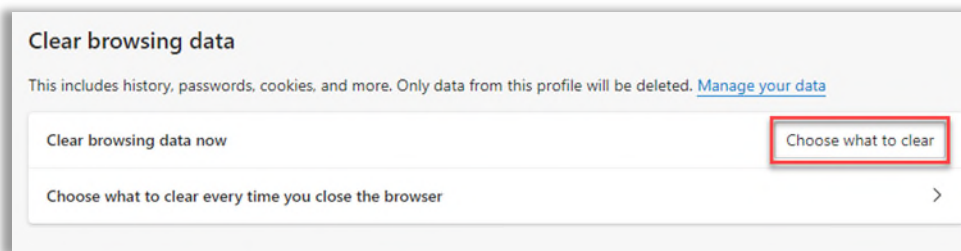
2 Select Privacy, search, and services

In the left-hand column, select Privacy, search, and services.



3 Click Choose what to clear

Under Clear browsing data, click the Choose what to clear button



4 Click Clear Now

Ensure that Browsing History, Download History, Cookies and other site data, and Cache images and files are selected and click the **clear now** button.

